



LOW EXPANSION FOAM TUBES

POK offers a wide range of water / foam low expansion tube with a durable, lightweight constant gallonage nozzle with flow reach up to 100 + feet with an expansion ratio of 10. Made out of high-grade aluminum alloy with the trademarked NITUFF™ finish that gives 50 microns of PTFE impregnated anodized with an aluminum tube in a red epoxy finish. Any hose line can benefit from these tubes and increase their performance and reach with water or with a foam solution that has become a necessity for many professional firefighters who are faced with higher risk.

Foam Tubes

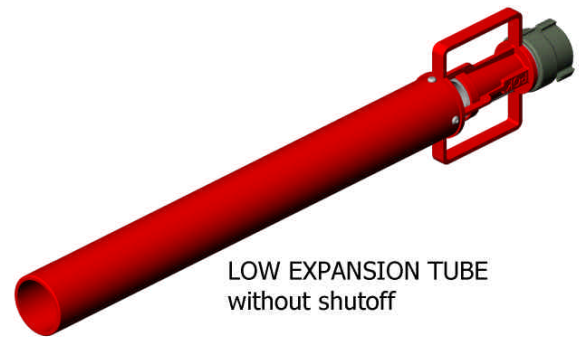
Low Expansion without Shutoff

Flow (l/min/GPM)	Inlet	Code
225 / 60	Storz 1.5"	9043
400 / 95	Storz 1.5"	9045
400 / 95	Storz 2.5"	9046
800 / 200	Storz 2.5"	9048
225 / 60	Female 1.5"	9042
400 / 95	Male 2.0"	9044
800 / 200	Female 2.5"	9047
75 / 20	Female 1.0"	12669

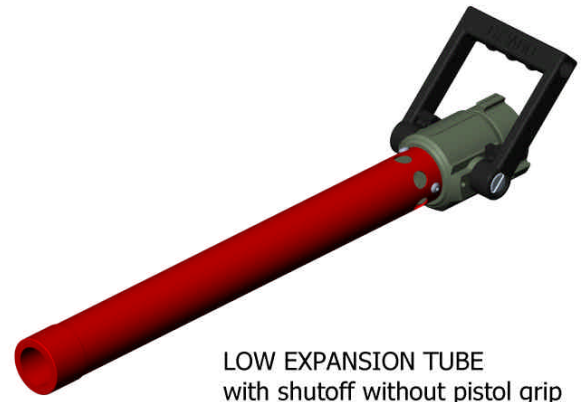
Foam Tube Nozzles

Low Expansion and Shutoff

Flow (l/min or GPM)	Inlet	Code
225	Female 1.5"	6811
400	Female 1.5"	6813
450	Female 1.5"	6814
800	Female 1.5"	6816
200	Female 1.5"	9050
400	Storz 1.5"	9052
400	Storz 2.5"	9053
800	Storz 2.5"	9055
200	Male 2.0"	9049
400	Male 2.0"	9051
800	Male 2.5"	9054
20 GPM	Female 1.5"	9955
60 GPM	Female 1.5"	9956
95 GPM	Female 1.5"	9957
125 GPM	Female 1.5"	9958
200 GPM	Female 2.5"	2296
250 GPM	Female 2.5"	9959



LOW EXPANSION TUBE
without shutoff




LOW EXPANSION TUBE
with shutoff without pistol grip

Reach @
Flow (l/min / G)

225 / 60
400 / 95
800 / 200



LOW EXPANSION TUBE
with pistol grip with shutoff



LOW EXPANSION TUBE
with jaws available